

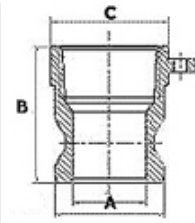
## Type A Coupler Female

**Body Material:** AISI 304, 316; Brass, Aluminum PP&Nylon.

**Gasket:** Buna(NBR), Viton, Teflon

**Thread standard:** NPT, BSPT, BSP, DIN2999.

**Basic design:** DIN2828; **Test design:** API598.



SIZE	inch	1/2	3/4	1	1-1/4	1-1/2	2	2-1/2	3	4	6
	mm	15	20	25	32	40	50	65	80	100	150
A		16.5	21	24	28.8	36	45.8	56.5	73.6	101	150
B		32	32	36.6	45.5	53.4	83	75.7	91.5	119.5	176
C		38	38	48	56	58	61	87	71	83.6	86
D		32.5	32.5	39	48	56	87.5	83	97	123.5	190

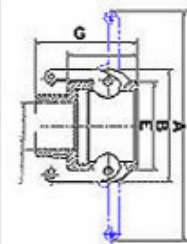
## Type B Coupler Male

**Body Material:** AISI 304, 316; Brass, Aluminum PP&Nylon.

**Gasket:** Buna(NBR), Viton, Teflon

**Thread standard:** NPT, BSPT, BSP, DIN2999.

**Basic design:** DIN2828; **Test design:** API598.



SIZE	inch	1/2	3/4	1	1-1/4	1-1/2	2	2-1/2	3	4	6
	mm	15	20	25	32	40	50	65	80	100	150
A		110	110	123	179	186.5	198.5	208.5	232	260	356
B		53	53	60	81.3	88.5	99.5	110.5	131	159	220
C		42	42	47	58	66.5	78	92	109	138	199
D		32	32	40	48	49	54	59	60	62	72
E		14	19	25	32	39	50	59	75	100	146
L		50	52	62	72	72	80	90	93	100	118

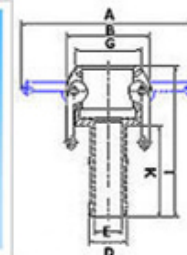
## Type C Coupler Hose Shank

**Body Material:** AISI 304, 316; Brass, Aluminum PP&Nylon.

**Gasket:** Buna(NBR), Viton, Teflon

**Thread standard:** NPT, BSPT, BSP, DIN2999.

**Basic design:** DIN2828; **Test design:** API598.



SIZE	inch	1/2	3/4	1	1-1/4	1-1/2	2	2-1/2	3	4	6
	mm	15	20	25	32	40	50	65	80	100	150
A		110	110	123	179	186.5	198.5	208.5	232	260	356
B		53	53	60	81.3	88.5	99.5	110.5	131	159	220
C		42	42	47	58	66.5	78	92	109	138	199
D		32	32	40	48	49	54	59	60	62	72
E		14	19	25	32	39	50	59	75	100	146
L		50	52	62	72	72	80	90	93	100	118

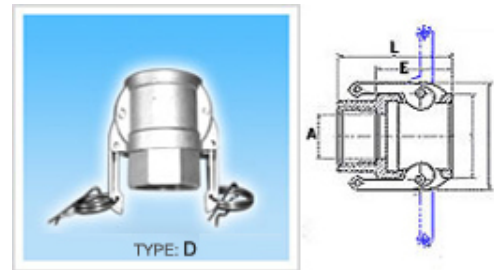
## Type D Coupler Female

**Body Material:** AISI 304, 316; Brass, Aluminum PP&Nylon.

**Gasket:** Buna(NBR), Viton, Teflon

**Thread standard:** NPT, BSPT, BSP, DIN2999.

**Basic design:** DIN2828; **Test design:** API598.



SIZE	inch	1/2	3/4	1	1-1/4	1-1/2	2	2-1/2	3	4	6
	mm	15	20	25	32	40	50	65	80	100	150
A		110	110	123	179	186.5	198.5	208.5	232	260	356
B		53	53	60	81.3	88.5	99.5	110.5	131	159	220
C		42	42	47	58	66.5	78	92	109	138	199
D		32	32	40	48	49	54	59	60	62	72
E		15	20	25	32	39	50	61	75	92	145
L		50	50	60	68	71	78	85	90	96	118


## Type E Adaptor Hose Shank

**Body Material:** AISI 304, 316; Brass, Aluminum PP&Nylon.

**Gasket:** Buna(NBR), Viton, Teflon

**Thread standard:** NPT, BSPT, BSP, DIN2999.

**Basic design:** DIN2828; **Test design:** API598.



SIZE	inch	1/2	3/4	1	1-1/4	1-1/2	2	2-1/2	3	4	6
	mm	15	20	25	32	40	50	65	80	100	150
A		32	32	36.6	45	53.4	63	75.7	91.5	119.5	176
B		34.5	34.5	39	48	56	65.3	80	96	122	188
C		15	21.4	27.4	34	40.5	53	66.5	79	104.8	157
D		8	14	20	25	31	43	55	68	92	140
E		45	54	60	61	64	78	85	101.6	110	141
L		85	94	106	115	120	140	150	165.1	180	220

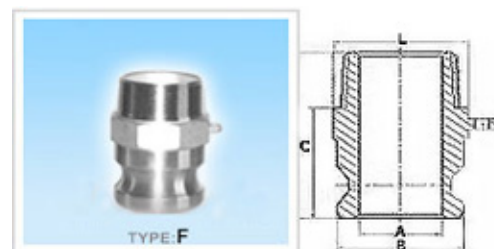
## Type F Adaptor Male

**Body Material:** AISI 304, 316; Brass, Aluminum PP&Nylon.

**Gasket:** Buna(NBR), Viton, Teflon

**Thread standard:** NPT, BSPT, BSP, DIN2999.

**Basic design:** DIN2828; **Test design:** API598.



SIZE	inch	1/2	3/4	1	1-1/4	1-1/2	2	2-1/2	3	4	6
	mm	15	20	25	32	40	50	65	80	100	150
A		14	21	24	28.8	36	45	56.5	75.8	98	150
B		32	32	36.6	45.5	53.4	63	75.7	91.5	119.5	176
C		40	40	48	56	58	62	70	77	79	86
D		32.5	32.5	39	48	56	67	83	99.6	124	182
L		57	57	72	80	82	88	100	100.5	115	130

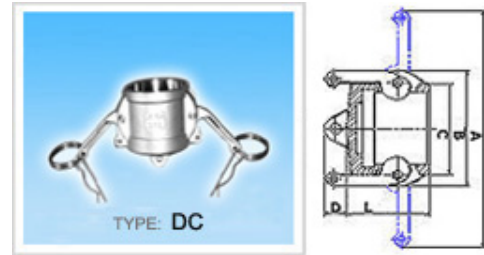
## Type DC Dust Cap

**Body Material:** AISI 304, 316; Brass, Aluminum PP&Nylon.

**Gasket:** Buna(NBR), Viton, Teflon

**Thread standard:** NPT, BSPT, BSP, DIN2999.

**Basic design:** DIN2828; **Test design:** API598.



SIZE	inch	1/2	3/4	1	1-1/4	1-1/2	2	2-1/2	3	4	6
	mm	15	20	25	32	40	50	65	80	100	150
A		110	110	123	179	186.5	198.5	208.5	232	260	356
B		53	53	60	81.3	88.5	99.5	110.5	131	159	220
C		42	42	47	58	66.5	78	92	109	138	199
D		7.5	7.5	12	14	16	18	18	23	24	30
L		36	36	43	51	52	59	64	65	70	82

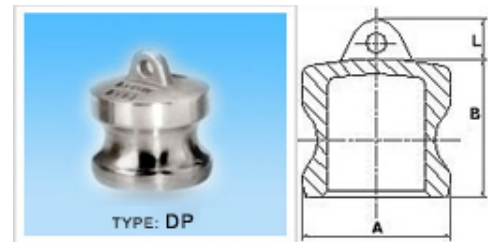
## Type DP Dust Plug

**Body Material:** AISI 304, 316; Brass, Aluminum PP&Nylon.

**Gasket:** Buna(NBR), Viton, Teflon

**Thread standard:** NPT, BSPT, BSP, DIN2999.

**Basic design:** DIN2828; **Test design:** API598.



SIZE	inch	1/2	3/4	1	1-1/4	1-1/2	2	2-1/2	3	4	6
	mm	15	20	25	32	40	50	65	80	100	150
A		110	110	123	179	186.5	198.5	208.5	232	260	356
B		53	53	60	81.3	88.5	99.5	110.5	131	159	220
C		42	42	47	58	66.5	78	92	109	138	199
D		7.5	7.5	12	14	16	18	18	23	24	30
L		36	36	43	51	52	59	64	65	70	82

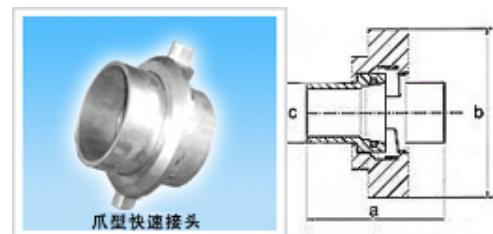
## Special Quick Couplings

**Body Material:** AISI 304, 316; Brass, Aluminum.

**Gasket:** Buna(NBR), Viton, Teflon

**Thread standard:** NPT, BSPT, BSP, DIN2999.

**Basic design:** DIN2828; **Test design:** API598.



Size	a	c	b
1"	69	30	84.6
1 1/4"	70	38.4	85.7
1 1/2"	75.2	46.5	106.3
2"	87.6	60	118.5
2 1/2"	99.2	76.5	143.3
3"	112.2	89	164.6
4"	127.5	111.5	192
5"	128	134	226

**Sandblast Couplings**

**Size:** 3/4" 1" 1-1/4" 1-1/2"



**Safety Clamps - EN 14220(DIN2817)**

**Material:** Aluminum or Stainless Steel

**Size:** DN13 - DN100



**Standard Pin Plug Couplings**

**Material:** Aluminum with Brass Nut









SIZE	THREAD
1-1/2"	NPSM
1-1/2"	NST
2"	NPSM
2-1/2"	NPSM
2-1/2"	NST
3"	NPSM
4"	NPSM
6"	NPSM



## EU Type Air Hose Coupling

<p style="text-align: center;"><b>Male Ends</b></p> 	<p style="text-align: center;"><b>Female Ends</b></p> 	<p style="text-align: center;"><b>Hose End with Collar</b></p> 	<p style="text-align: center;"><b>Hose End without Collar</b></p> 
<p><b>Size:</b> 1/4" , 3/8", 1/2", 3/4", 1", 1.1/4", 1.1/2", 2...</p>			

## US Type Air Hose Coupling

<p style="text-align: center;"><b>Male Ends</b></p> 	<p style="text-align: center;"><b>Female Ends</b></p> 	<p style="text-align: center;"><b>Hose Ends</b></p> 	<p style="text-align: center;"><b>Female Ends 4 Lugs</b></p> 
<p style="text-align: center;"><b>Hose Ends 4 Lugs</b></p> 	<p style="text-align: center;"><b>3 Way Parts</b></p> 	<p style="text-align: center;"><b>Blank Ends</b></p> 	<p style="text-align: center;"><b>Male Ends 4 Lugs</b></p> 
<p><b>Size:</b> 1/4" , 3/8", 1/2", 3/4", 1", 1.1/4", 1.1/2", 2...</p>			

## Double Bolt Clamps

ITEM	CLAMP RANGE	PART No
SN22	21/32"~7/8"	DBC-001
SN29	7/8"~9/64"	DBC-002
SN34	1-5/32"-1-11/32"	DBC-003
SN40	1-5/16"-1-19/32"	DBC-004
SN49	1-5/8"-1-15/16"	DBC-005
SN60	1-7/8"-2-3/8"	DBC-006
SN76	2-3/8"-3-7/16"	DBC-007
SN94	3-1/2"-3-11/16"	DBC-008
SN115	3-3/4"-4-1/2"	DBC-009
SN400	3-1/2"-4"	DBC-010
SN463	4-1/16"-4-5/8"	DBC-011
SN525	4-11/16"-5-1/4"	DBC-012
SN550	5"-5-1/2"	DBC-013
SN600	5-5/16"-6-1/6"	DBC-014
SN675	6-1/8"-6-7/8"	DBC-015
SN769	6-15/16"-7-5/8"	DBC-016
SN818	7-11/16"-8-3/16"	DBC-017
SN875	8-1/4"-8-7/8"	DBC-018
SN988	8-15/16"-9-7/8"	DBC-019
SN1125	9-15/16"-11-3/8"	DBC-020
SN1275	11-3/16"-13"	DBC-021





## Hose Menders

SIZE	PART No
1/2"	HM-001
3/4"	HM-002
1"	HM-003
1-1/4"	HM-004
1-1/2"	HM-005
2"	HM-006
2-1/2"	HM-007
3"	HM-008
4"	HM-009
5"	HM-010
6"	HM-011
8"	HM-012
10"	HM-013
12"	HM-014



## Combination Nipples

SIZE	PART No
1/2"	KC001
3/4"	KC002
1"	KC003
1-1/4"	KC004
1-1/2"	KC005
2"	KC006
2-1/2"	KC007
3"	KC008
4"	KC009
5"	KC010
6"	KC011
8"	KC012
10"	KC013
12"	KC014

